

PM

Handwriting

P

Queensland Beginner's Alphabet



Deborah
Davis




Contents


Are you ready to write?	2	Anti-clockwise letters uU, vV, wW, aA, cC, dD, qQ, fF, oO, eE	36
Patterning exercises	3	Double-rotation letters gG, yY, sS	56
Straight-line letters il, tT, IL, xX, zZ	10	Numerals	62
Clockwise letters mM, nN, hH, rR, kK, bB, pP, jJ	20	Teacher observation guide	64

PM Handwriting P learning features

Patterning exercises for tracking, to practise directional flow related to letter formation and to develop fine motor skills



Numerals and number words for tracing and copying



Illustrations to support understanding

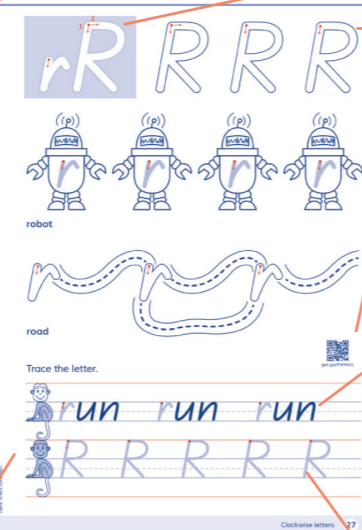

Large tracking model of the lower-case letter, with starting dot and directional arrows

One double-page spread for each letter; letters grouped by movement and ordered by increasing difficulty

Illustration for colouring in, phonetically related to the letter

Large tracking model of the lower-case and capital forms of the letter, with starting dots and directional arrows (numbered where necessary)

Pattern clusters for tracking or tracing



Tracking the capital letter

QR code linked to online extension exercise on selected pages

Tracing the lower-case letter within a PM high-frequency word, in red and blue lines


Tracking the lower-case letter


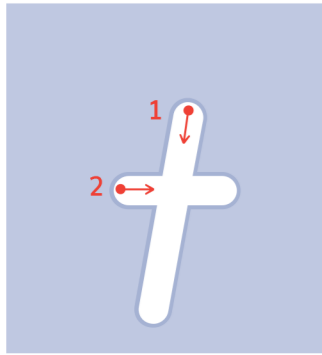
Tracing the lower-case letter on a baseline

Shaded head, body and tail character to assist with placement of letters on the lines

Tracing the capital letter in red and blue lines



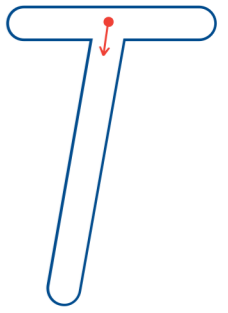
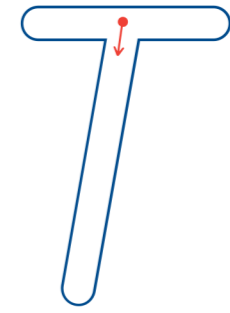
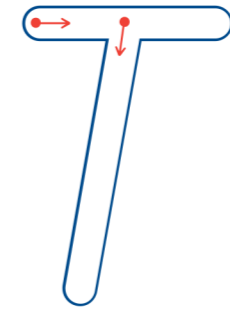
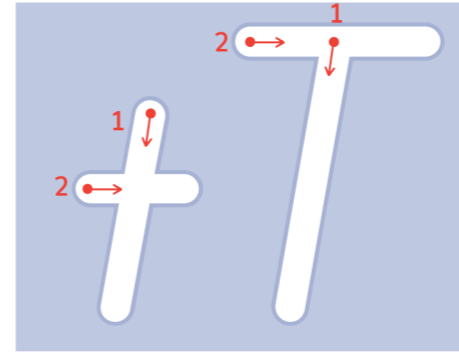
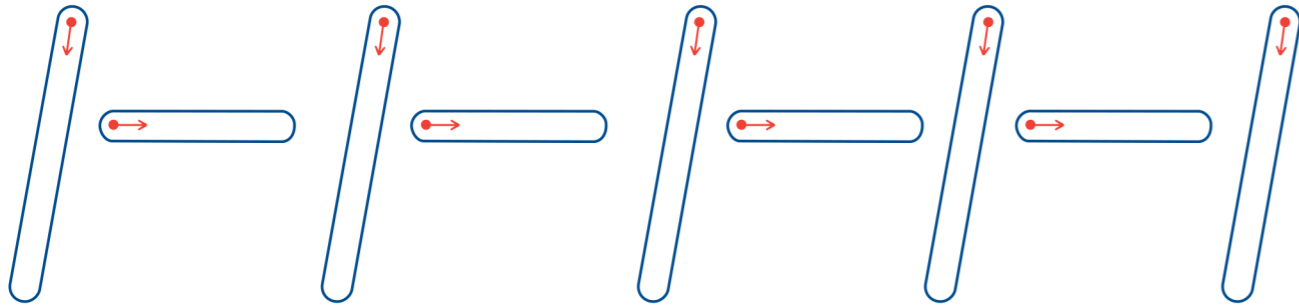
Start at the red dots. Follow the arrows.



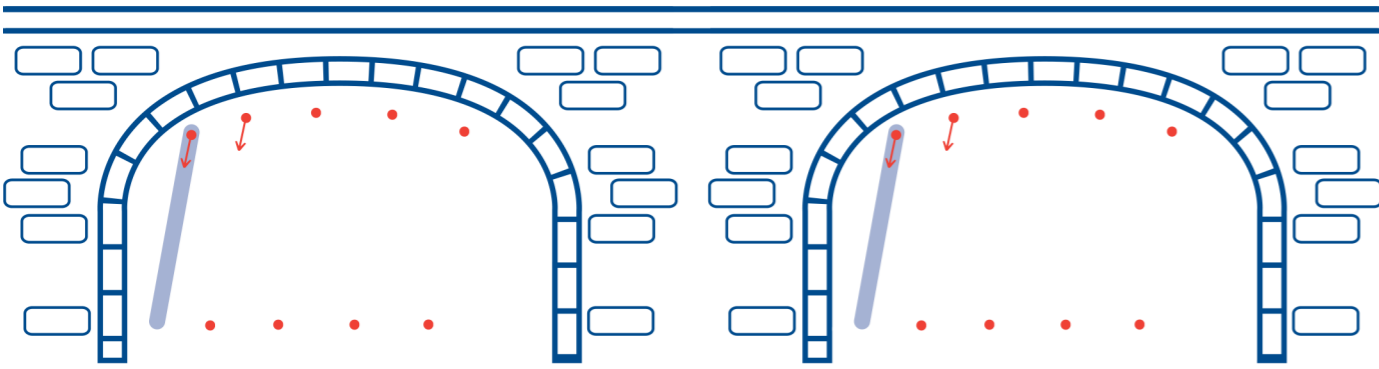


tree


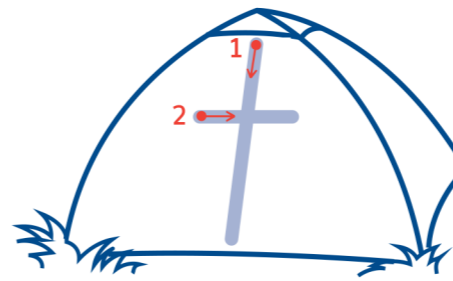
Start at the red dot. Follow the arrow.



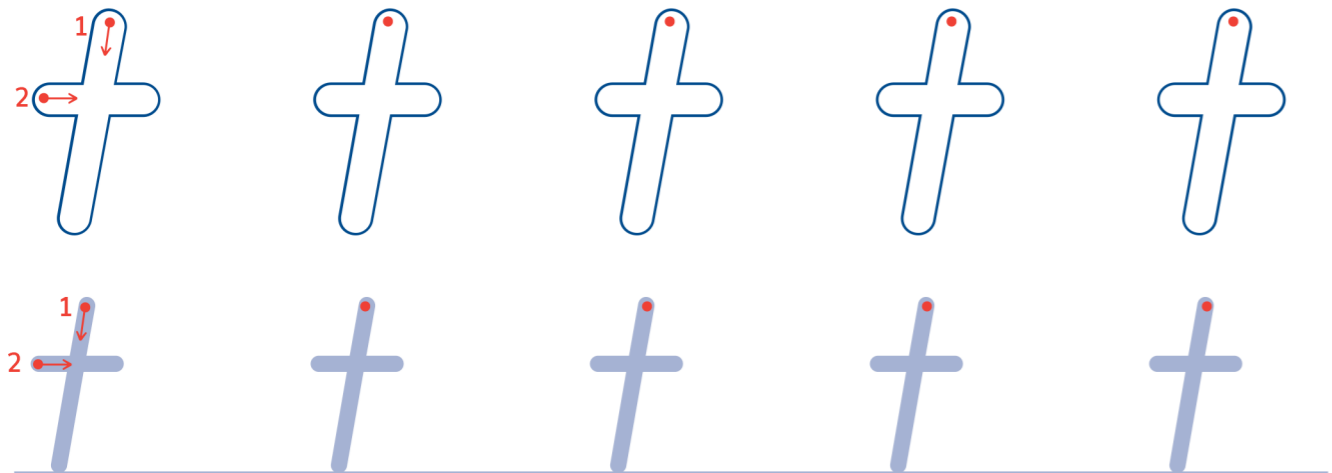
tiger



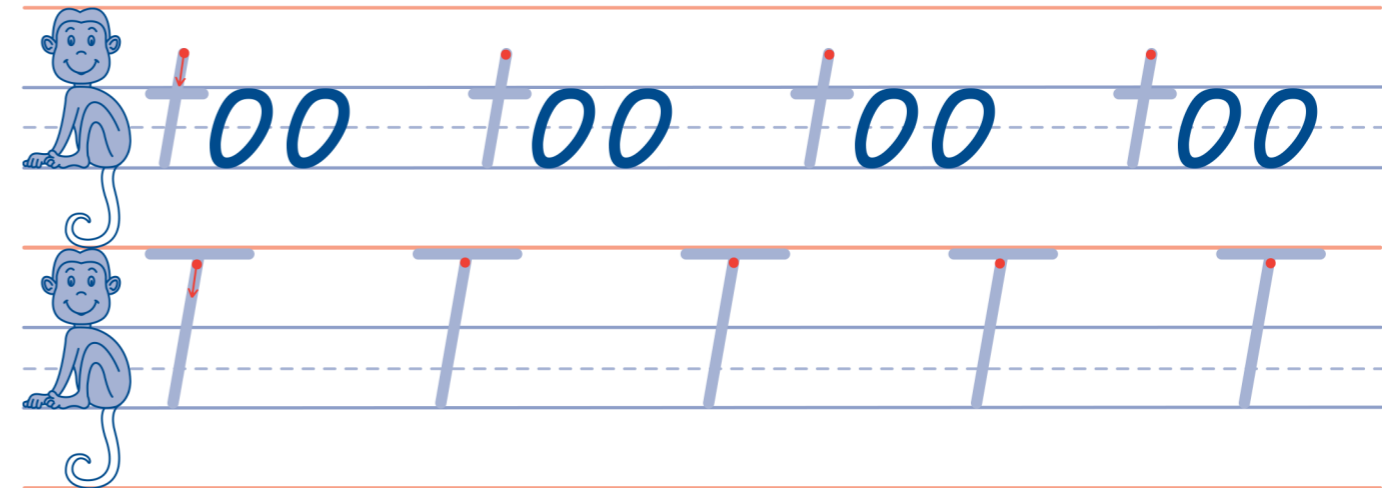
tunnels



tent



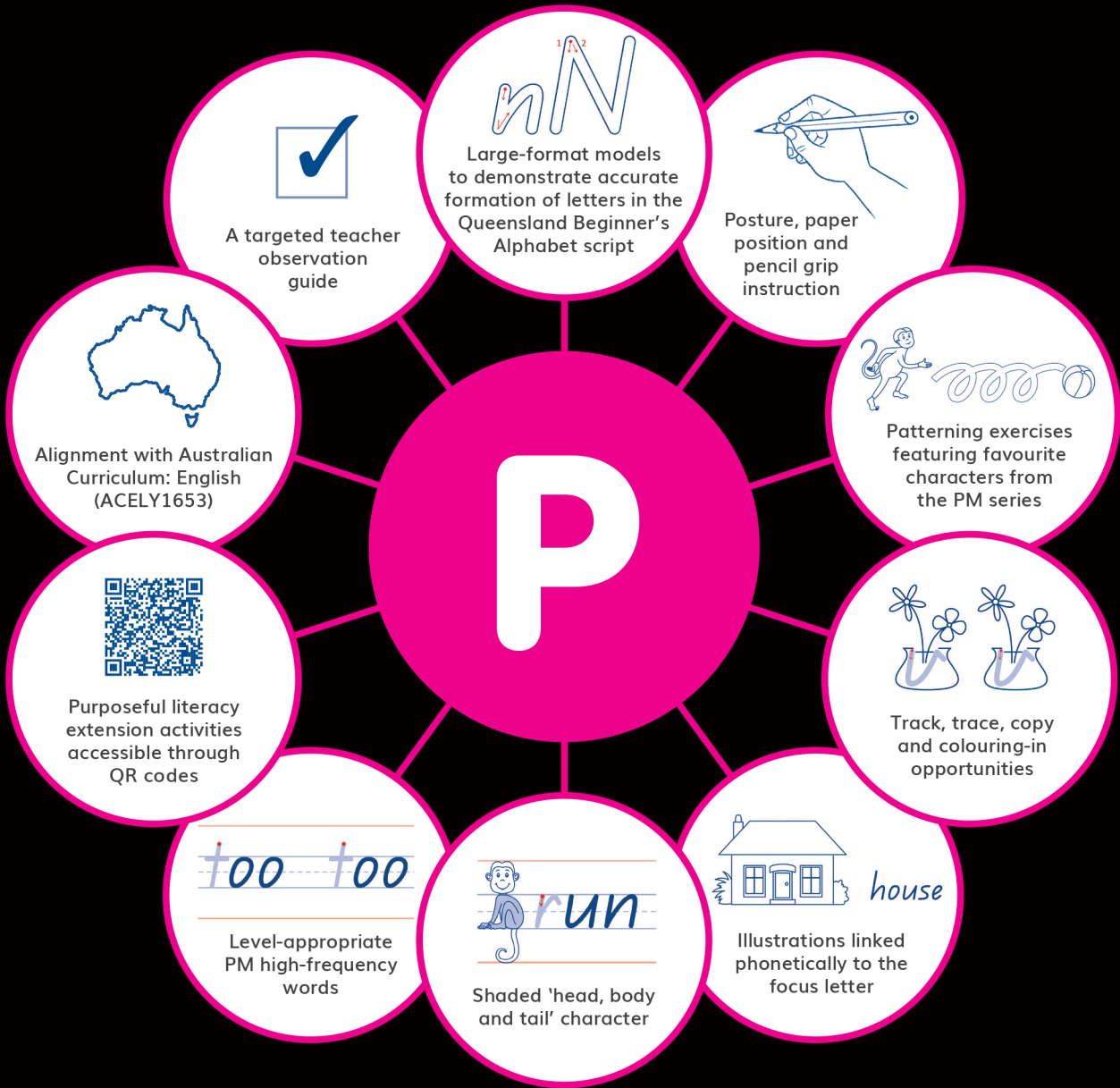
Trace the letter.



ISBN: 9780170403863

ISBN: 9780170403863

PM *Handwriting* is a carefully sequenced program of handwriting instruction for Prep to Year 6. It is designed to support students in developing a fluent, legible and automatic handwriting style.



A comprehensive handwriting program for Queensland:

- | | | | | | | |
|--|--|---|---|---|---|---|
| P | 1 | 2 | 3 | 4 | 5 | 6 |
| PM Handwriting
Queensland
Beginner's
Alphabet
<i>Prep</i>
9780170403863 | PM Handwriting
Queensland
Beginner's
Alphabet
<i>Year 1</i>
9780170403870 | PM Handwriting
Queensland
Modern
Cursive
<i>Year 2</i>
9780170403887 | PM Handwriting
Queensland
Modern
Cursive
<i>Year 3</i>
9780170403894 | PM Handwriting
Queensland
Modern
Cursive
<i>Year 4</i>
9780170403900 | PM Handwriting
Queensland
Modern
Cursive
<i>Year 5</i>
9780170403917 | PM Handwriting
Queensland
Modern
Cursive
<i>Year 6</i>
9780170403924 |