

PM

Handwriting

2

Queensland Modern Cursive



Deborah
Davis

Contents

Beginner's Alphabet revision	The letter 'f'	40
Are you ready to write?	The letter 'z'	41
Straight-line letters i, t, l, x, z	Practising exits and entries	42
Clockwise letters m, n, h, r, k, b, p, j	Introducing diagonal joins	49
Anti-clockwise letters	Diagonal joins to pointed entries	50
u, v, w, a, c, d, q, f, o, e	Diagonal joins to rounded entries	51
Double-rotation letters g, y, s	Diagonal joins to head and	
Exits and entries	body letters	52
Exits	Diagonal joins to e and o	53
Exit-only letters	Practising diagonal joins	54
The letter 't'	The letter 'q'	59
Rounded entries	Capital letters	60
Rounded-entry letters	Numbers	62
Pointed entries	Teacher observation guide	64
Pointed-entry letters		

PM Handwriting 2 learning features


Beginner's Alphabet revision

Large models of the lower-case and capital letter, with starting dot and directional arrows (numbered where necessary)

Shaded head, body and tail character to assist with placement of letters on the lines

Tracing and copying the lower-case and capital letter in 6mm red and blue lines

PM high-frequency and common interest words to trace and copy



Diagonal joins to rounded entries

am → am

Practise these diagonal joins to rounded entries.
am am ar ax ay or
dr em en er ex im
in ir ix iz mm mn

Write these words using diagonal joins.
air jaw tip bin

Introducing diagonal joins

Large letter models in two colours to demonstrate the join

Practising the join with letter pairs


Practising the join with words

Trace pattern clusters to reinforce correct letter formation and directional flow

Exits and entries

Opportunities to identify the exit or entry

Tracing and copying letters and words with exits or entries



Complete the line, then trace and copy.
jaws just jets joins
jumped jacket jam
jeans jelly jug juice

Trace and copy these patterns.
jjj jlj jhj

Self-assessment
My pointed entries:
 need more practice. are getting better. are looking great!

Large model of the exit or entry

Patterns for practising exit or entry shapes

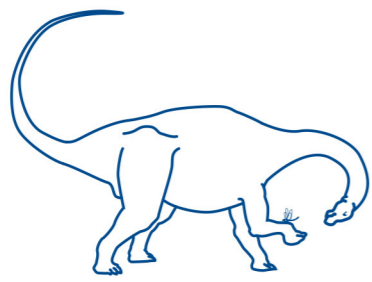

Frequent self-assessments, quizzes and word activities to reinforce skills

Clockwise letters


Try these clockwise letter patterns. Start at the red dots. Follow the arrows.



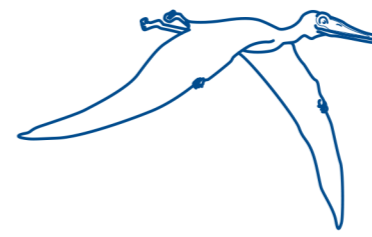
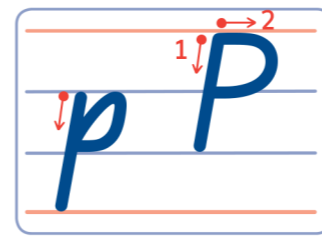

ISBN: 9780170403887



Trace.




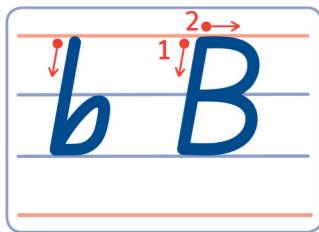
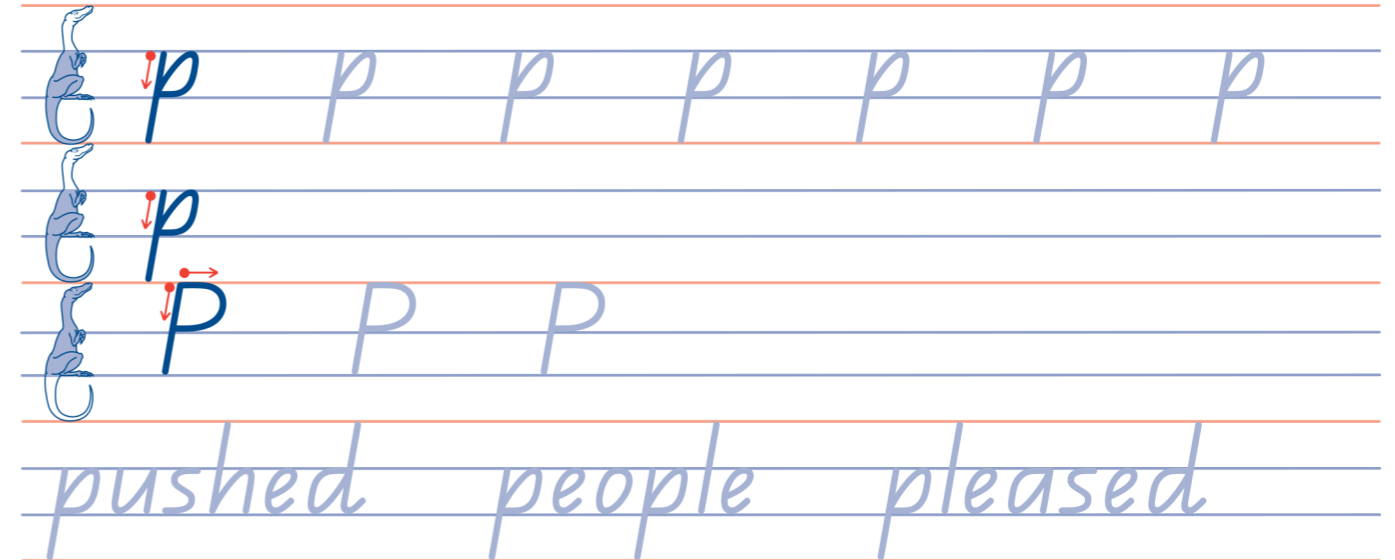
Trace and copy.



Trace.





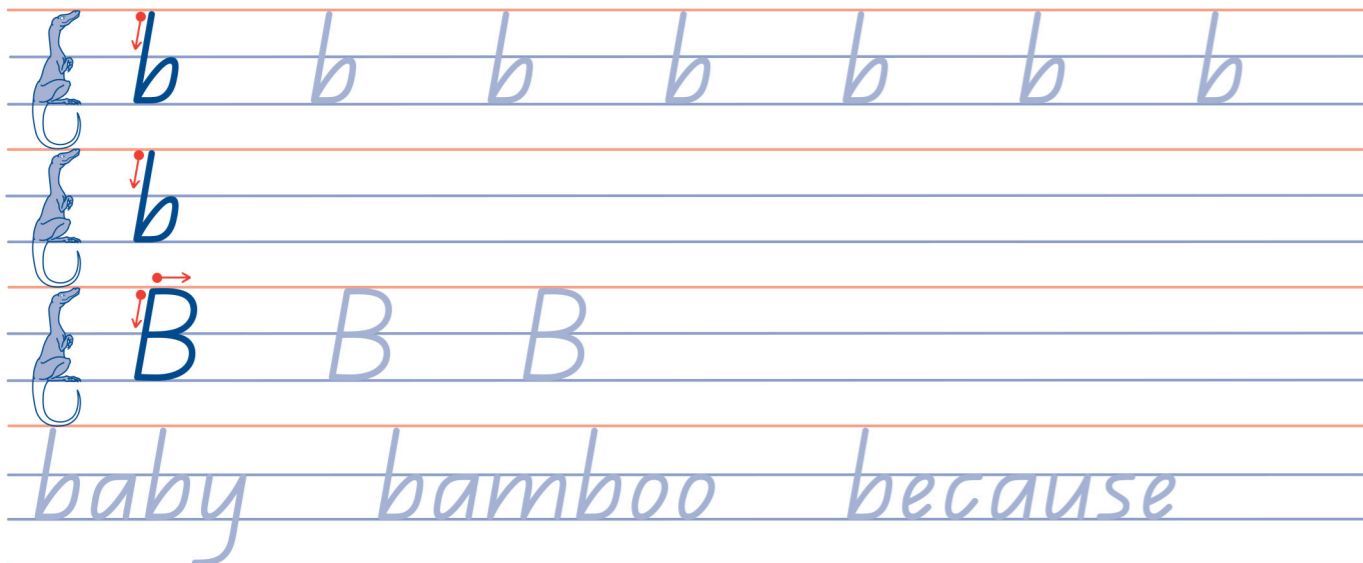
Trace and copy.



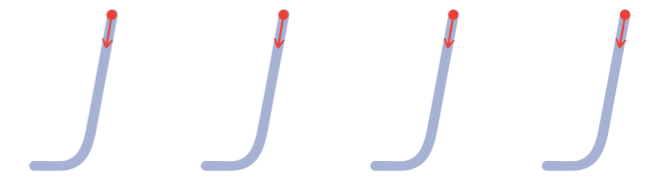
Trace.




Trace and copy.



Trace.



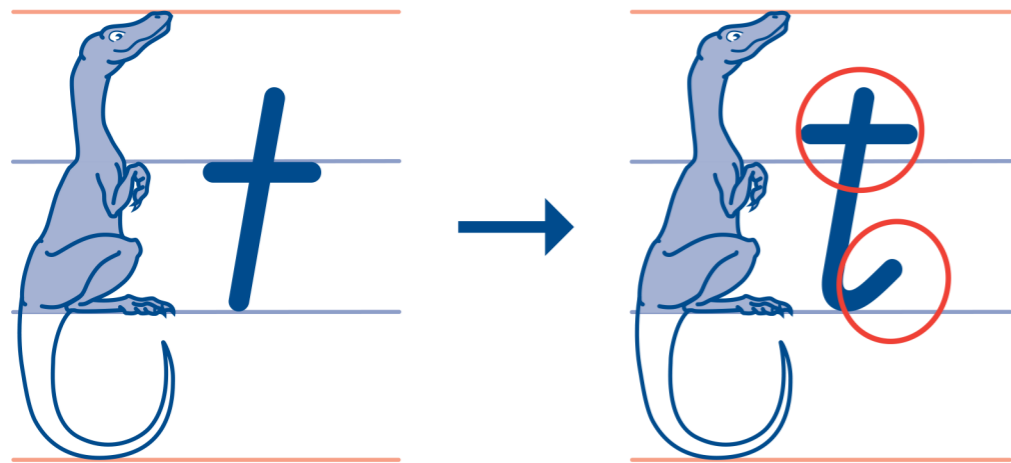
Trace and copy.



ISBN: 9780170403887

ISBN: 9780170403887

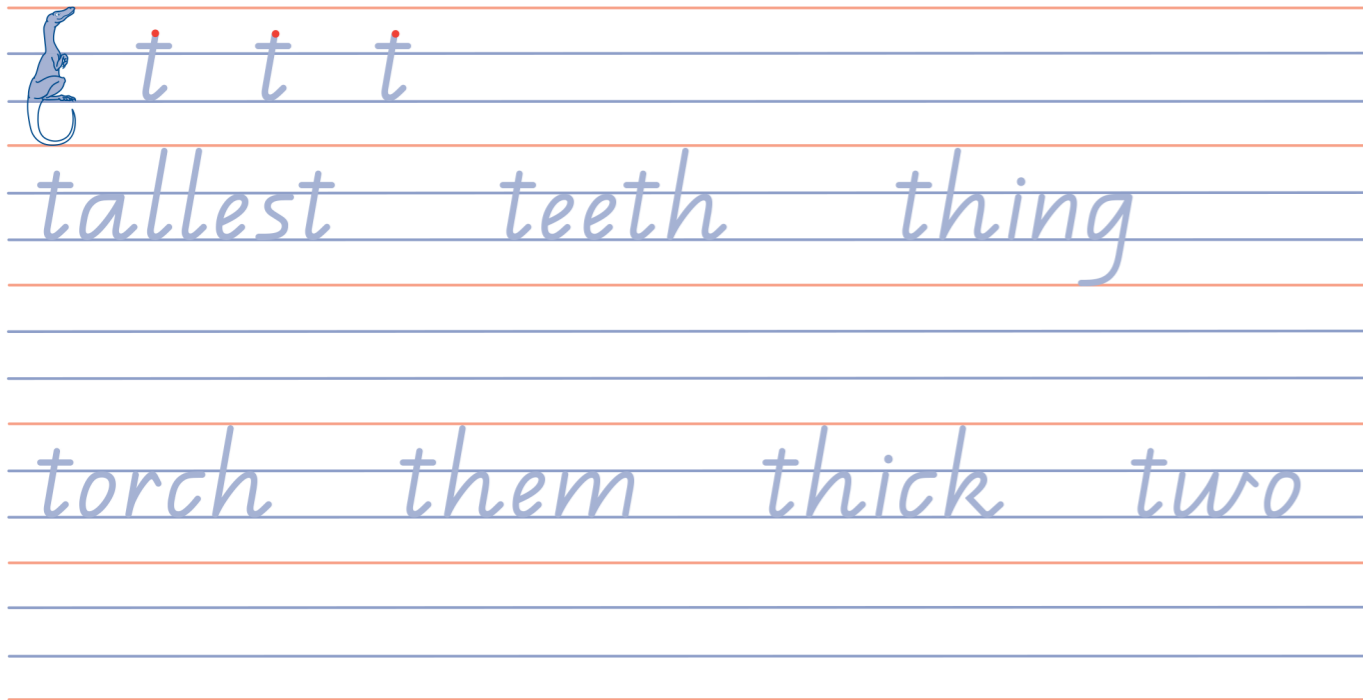
The letter 't'



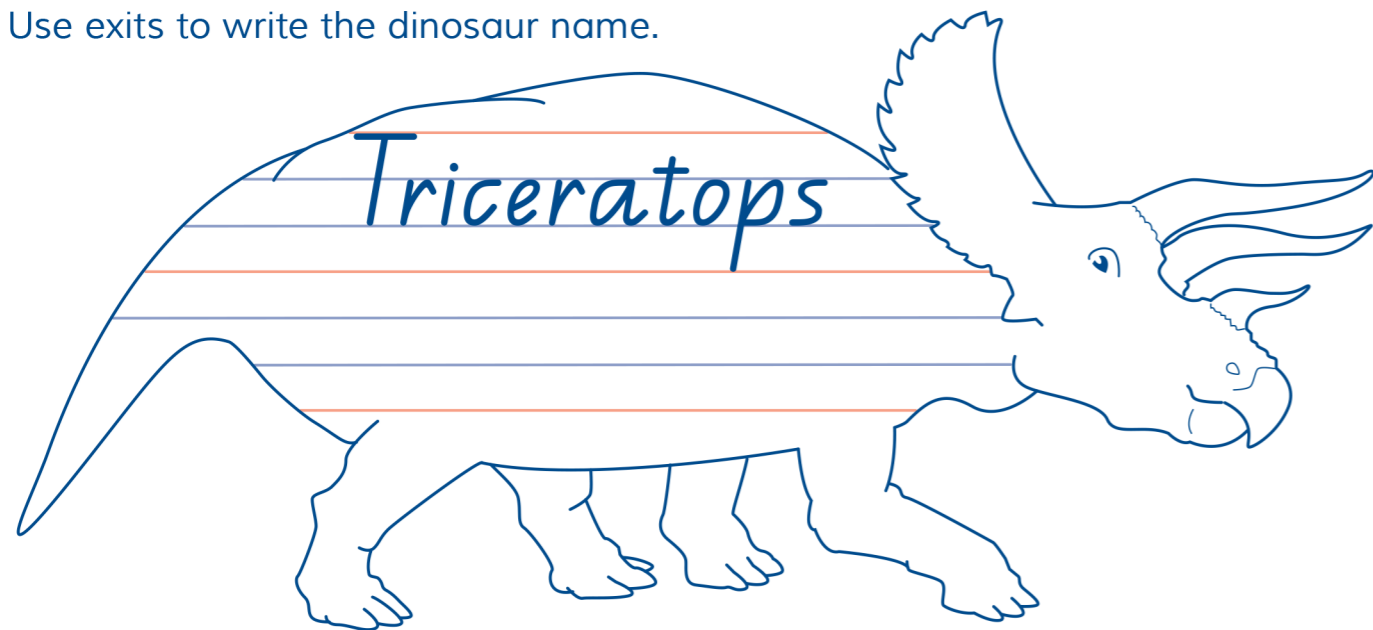
Lift the crossbar.

Add an exit.

Complete the line, then trace and copy.



Use exits to write the dinosaur name.


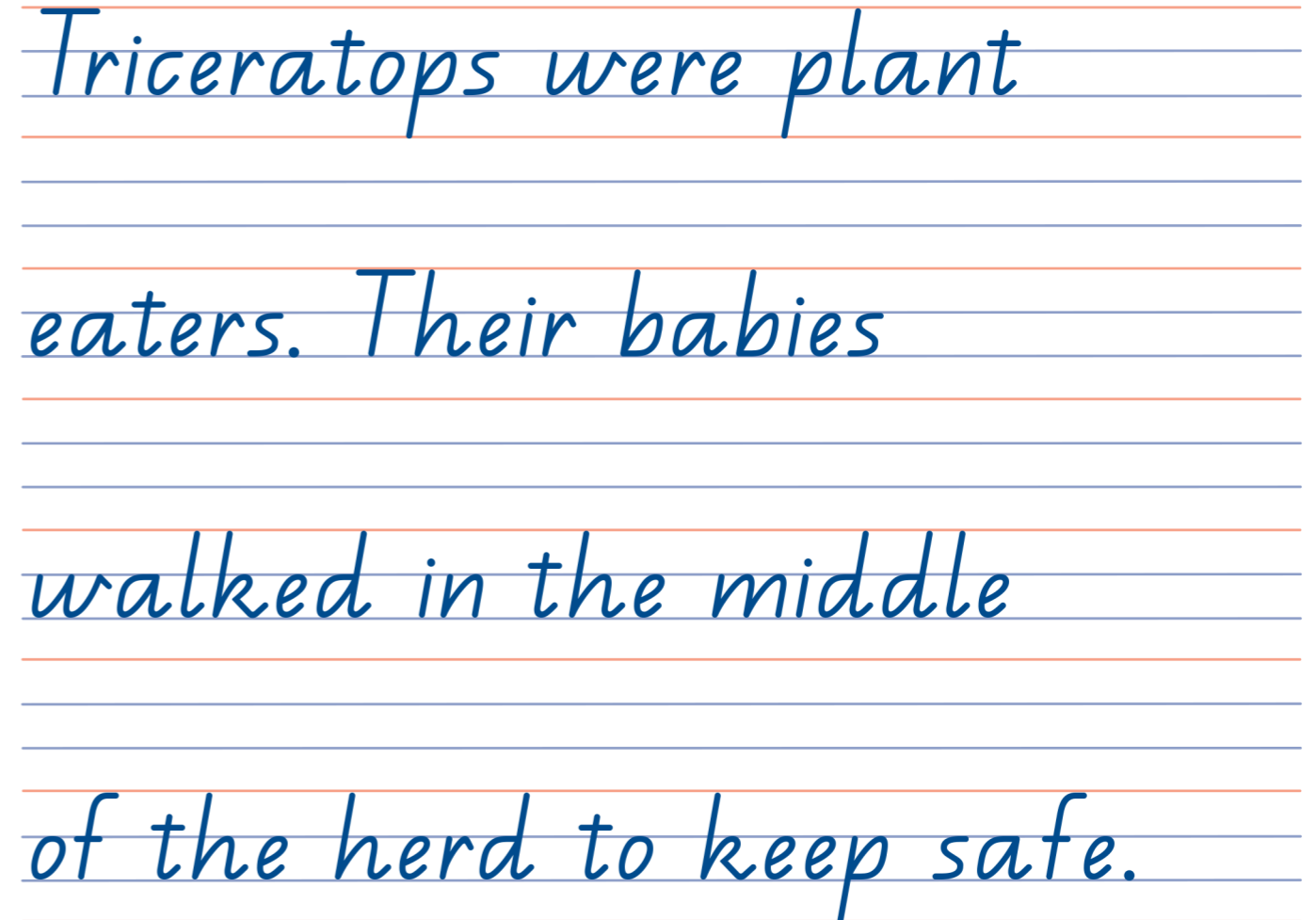


These letters already have exits. Circle the exits.



get.ga/PMWA20

Copy the text. Circle your neatest word.

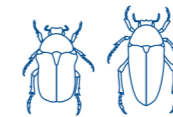


Self-assessment

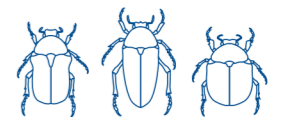
My exit letters:



need more practice.



are getting better.



are looking great!

ISBN: 9780170403887

ISBN: 9780170403887

PM Handwriting is a carefully sequenced program of handwriting instruction for Prep to Year 6. It is designed to support students in developing a fluent, legible and automatic handwriting style.



A comprehensive handwriting program for Queensland:

- 

PM Handwriting Queensland Beginner's Alphabet
Prep
9780170403863
- 

PM Handwriting Queensland Beginner's Alphabet
Year 1
9780170403870
- 

PM Handwriting Queensland Modern Cursive
Year 2
9780170403887
- 

PM Handwriting Queensland Modern Cursive
Year 3
9780170403894
- 

PM Handwriting Queensland Modern Cursive
Year 4
9780170403900
- 

PM Handwriting Queensland Modern Cursive
Year 5
9780170403917
- 

PM Handwriting Queensland Modern Cursive
Year 6
9780170403924